

# Learning Jazz Improv from Kenny Dorham, part I


Javier Arau

Kenny Dorham plays some seriously inspired lines. Take a lesson from Kenny and start learning from his music using this 4-step plan.

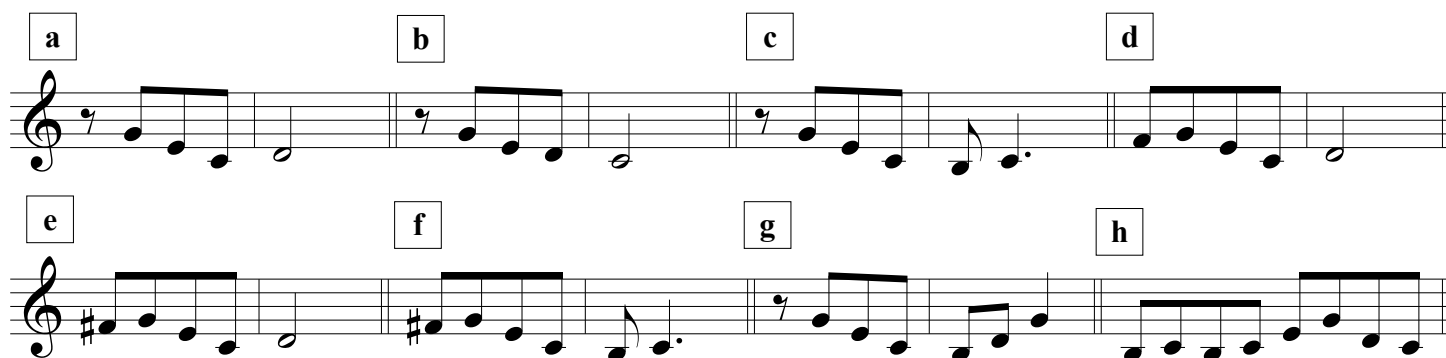
- 1 Transcribe one of Kenny Dorham's trumpet lines (this one is from "Mack the Knife", on his album "Quiet Kenny").



- 2 Choose a small fragment from the solo (this one is simply the last four notes of the line).

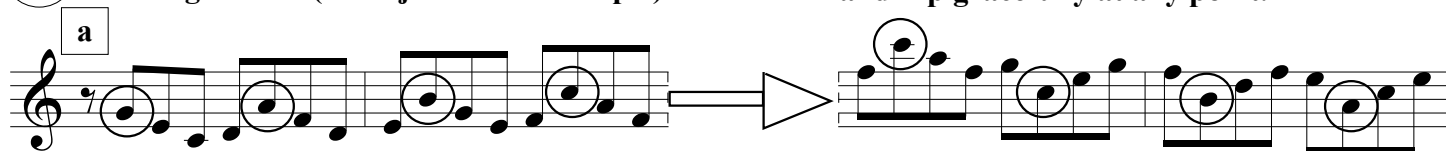


- 3 Manipulate the fragment in small yet creative ways (here are some examples).



- 4 Create a pattern by moving the new fragment through scales (C Major in this example).

Take care with inverting the pattern, and flip gracefully at any point.



- f Here's another fragment as a pattern (over C Major again).



## What Next?

Pick another small fragment from the original solo line and create some new manipulated fragments. You'll have a whole book of lines learned from the masters before you know it, and none of them will be merely licks that you've memorized in all keys. Instead, they will be absorbed into your creative process entirely organically. In time, you'll see results that exceed your expectations, fueling your improvisational ideas and development.