


# Music Notation Basics:

## staff introduction: steps, skips, leaps


step up  
line to space



step down  
space to line



step up  
space to line



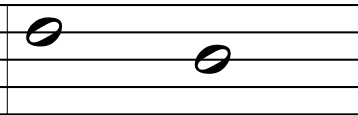
step down  
line to space



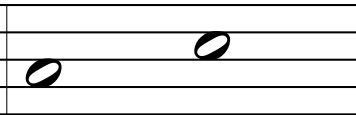
skip up  
line to line



skip down  
line to line



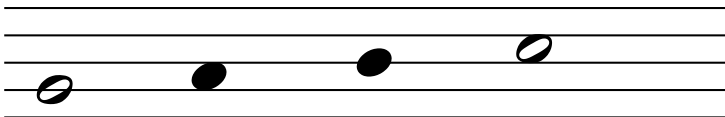
skip up  
space to space




skip down  
space to space




step up three notes




step down three notes



leap up three notes




leap down three notes



leap up five notes






step up five notes



# Music Notation Basics:


## staff introduction: clefs and note names

Treble Clef  
("G" Clef)



Bass Clef  
("F" Clef)



A B C D E F G



# Music Notation Basics:

## staff introduction: target notes for reading

Target notes in this example are chosen arbitrarily and help facilitate note name retention by allowing the musician to study the notes that surround each target.



## Practice:

Write the letter names of the target notes and surrounding notes below.

